

Big Space 24

Massively Mobile





Body & Finish	4
Standard Features	6
Layout Options	9
Electrical Specification	11
Power Generation	12
Boss Shadow	14
Technical Data	15

The Big Space 24 is the flagship model of the Boss Cabins range and is the largest mobile welfare unit available on the market. Designed to bridge the gap between mobile and static welfare units where size is important and mobility essential.

On large capacity construction sites and events with high numbers of site operatives the Big Space 24 comes into its own. Capable of providing welfare for 15 people with the benefit of being able to be re-sited without the massive inconvenience and transport cost associated with static welfare units. Available in a variety of standard internal configurations with bespoke configurations available on request.

Key Benefits:


- Easily towed by most small commercial vehicles (van / pick-up)
- Reduced transport costs
- No need for lifting plans or movements orders as with static welfare units
- Able to access sites with height and width restrictions
- Easily repositioned when required
- Deployed and site ready within 3 minutes by one person

Introducing **Big Space 24**



- Innovation
- Configuration
- Evolution

Paint Options
High quality paint finish available in our range of colours, or let us customise your cabin's exterior with your company colour-scheme.



Body & Finish

Boss Cabins are unique in the mobile welfare industry in offering their entire range of products in a full stainless steel construction. Stainless steel is 25% stronger than mild steel which greatly reduces the chances of impact damage, a common problem on sites where large machinery is in operation.



When specified in stainless steel your cabin will come supplied with a 25 year anti-corrosion guarantee ensuring your cabin stays in prime condition, looking younger for longer, helping to maximize your return on investment and achieve the best residual value when its time to sell.

The entire range of products manufactured by Boss Cabins whether produced in stainless or mild steel following fabrication are shotblast, prepped with a 'Chip Guard' coating to at risk areas, such as the roof, undercarriage, bottom rails and front face of the cabin and then painted and baked in our purpose built oven to give the unit an immaculate and robust paint finish able to withstand the rigours of the most demanding environments.

Stainless Steel — Key Benefits

- Higher strength over mild steel
- Excellent impact resistance
- Reduced maintenance costs
- Eliminates rust spots and under paint rust creep
- 25 Year Anti-corrosion guarantee
- Transferable guarantee
- Longer life expectancy than mild steel
- Improved residual value



Innovation
Configuration
Evolution

- A** Wear blocks to rear bottom rail
- B** Stainless steel corner protectors
- C** Low level lifting eye points
- D** Chain guard protection to top rails when lifting
- E** High security front flap with bear claw lock
- F** External power feed point
- G** Ram guards
- H** Stainless steel checker plate kick strips to all thresholds
- I** High security fixed pane skylight

Big Space 24 Standard Features:

Cabin:

- HSE & VCA Compliant
- Certified with ball hitch or pin and eye coupling
- Road towable
- Site delivery to deployment in under 3 minutes (1 Person)
- High security doors and window shutters
- Heavy duty corrugated body construction
- Wear blocks to rear bottom rail
- Stainless steel corner protectors
- Low level lifting eye points
- Chain guard protection to top rails when lifting
- High security front flap with bear claw lock
- External power feed point
- Ram guards
- Stainless steel checker plate kick strips to all thresholds
- Smooth white insulated GRP wall panels throughout

Canteen:

- Bench seating with back rests.
- Dedicated under seat storage for personal belongings and tools
- 25 ltr Capacity — Clean and waste water containers
- 25 ltr — Drinking water container
- Worktop food preparation area
- Stainless steel forearm sink with hot-wash over
- Cabin On/Off isolation switch for ease of operation
- 12V LED lighting
- 12V Plug
- Low level plinth heater
- CO alarm
- Consumer unit with RCD and MCB protection.

Generator / Drying Room:

- Redbox Infinity 7KVA generator — (2000 Hour Service Intervals)
- Heating
- Coat hooks
- Fuel tank access with fuel level gauge
- **Option:** Redbox 7KVA generator — (1000 Hour Service Intervals)

Toilet:

- Internal door lock with integrated external emergency release mechanism
- Internal fixed pane high security skylight
- 12V LED lighting with PIR sensor
- Ceramic fresh water toilet with 300 ml micro flush system. (Recirculating chemical toilet available)
- Stainless steel sink with hot-wash
- Soap and paper towel dispenser
- Toilet roll holder
- Mirror
- **Option:** Recirculating chemical toilet



Layout Options



Innovation



Configuration



Evolution

Innovation

- Highly-configurable interior layout and features
- Road Towable 24 foot unit — as good as a static with the convenience of a towable unit

Canteen (20 People)



Includes:

- Worktop area for food preparation
- Microwave & Kettle (Supplied)
- Stainless steel forearm sink with hot-wash towel and soap dispenser
- Bench seating to accommodate 20 people
- 3 tables to give multiple access points and improve internal traffic
- 1200 ltrs of dedicated under seat storage

Electrical Specifications Available:




Eco+



Hybrid



Hybrid P.O.D



Canteen / Office (15 People)



Canteen (12 People):

- Worktop area for food preparation
- Microwave & Kettle (Supplied)
- Stainless steel forearm sink with hot-wash towel and soap dispenser
- Bench seating to accommodate 12 people
- 2 tables to give multiple access points and improve internal traffic
- 800 ltrs of dedicated under seat storage

Office (3 People):

- Built in desk-top work area.
- Undershelf file storage below each desk
- Inverted low power (500W) wall sockets for silent laptop charging

Electrical Specifications Available:



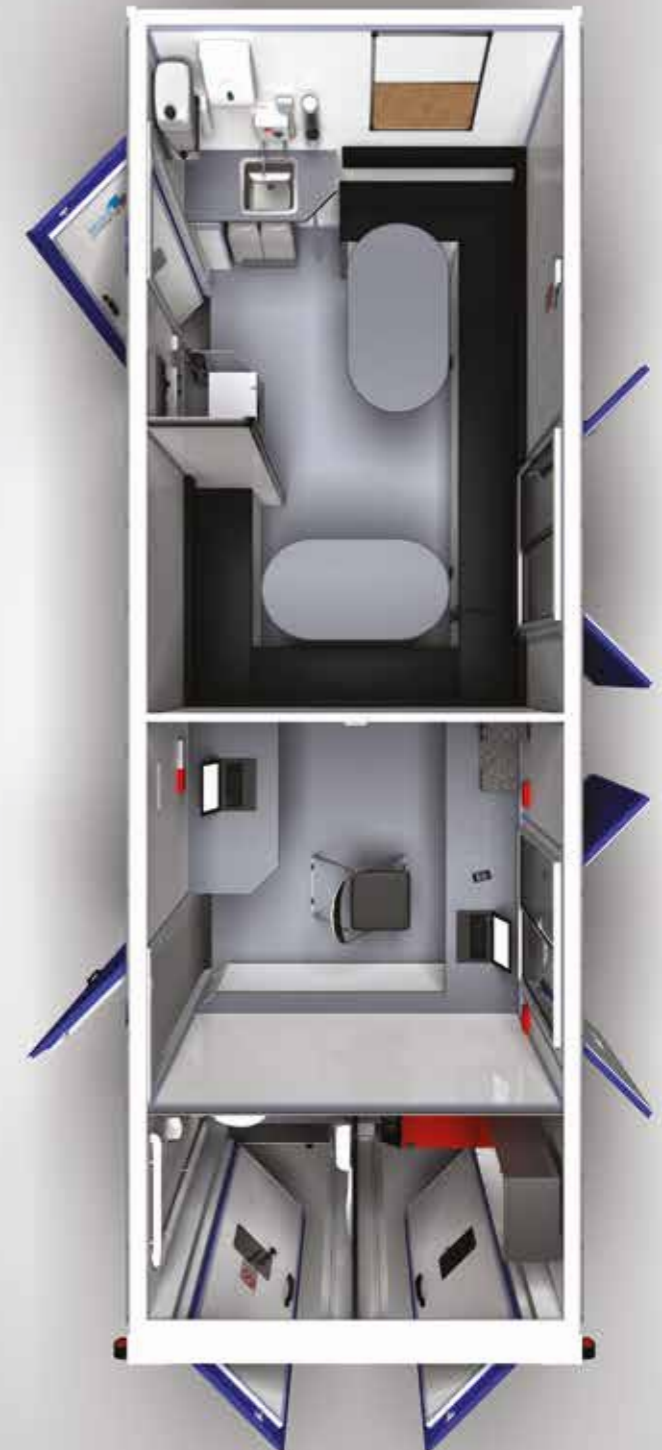
Eco+






Hybrid



Hybrid P.O.D



-  Innovation
-  Configuration
-  Evolution

Canteen / Changing Room (12 People)




Canteen (12 People):



- Wooden bench seating with dedicated personal storage beneath
- Microwave & Kettle (Supplied)
- Stainless steel forearm sink with hot-wash towel and soap dispenser
- Bench seating to accommodate 12 people
- 2 tables to give multiple access points and improve internal traffic
- 800 ltrs of dedicated under seat storage

Changing Room:

- Wooden bench seating with storage shelf beneath
- Coats hooks



Electrical Specifications Available:

-  Eco+
-  Hybrid
-  Hybrid P.O.D

Electrical Specification:

Eco+

- 12V LED lighting
- 12V Power outlet
- 12V USB Power outlet
- Battery load shedder
- AGM Leisure battery

Hybrid

- 12V LED lighting
- 12V Power outlet
- 12V USB Power outlet
- 500W 230V lower power sockets
- Battery load shedder
- AGM Leisure battery
- Smart gauge battery monitor with automated generator start up for battery charging
- Wabasto 12V diesel heater

Hybrid P.O.D

- 12V LED lighting
- 12V Power outlet
- 12V USB Power outlet
- 500W 230V lower power sockets
- Battery load shedder
- AGM Leisure battery
- Smart gauge battery monitor with automated generator start up for battery charging
- Wabasto 12V diesel heater
- Load detection system with automated generator start up on demand

Key Features:

-  Longer service intervals
-  Lower running costs
-  Reduced fuel consumption
-  Reduce carbon emissions
-  Increase life expectancy



- 💡 Innovation
- ⚙️ Configuration
- 📈 Evolution

Power Generation



For any company repairs and maintenance are a significant cost in the up keep of a fleet of mobile welfare units. Due to the nature of the product units can be sited for weeks, months or even years at a time in remote or secure locations where access is restricted.

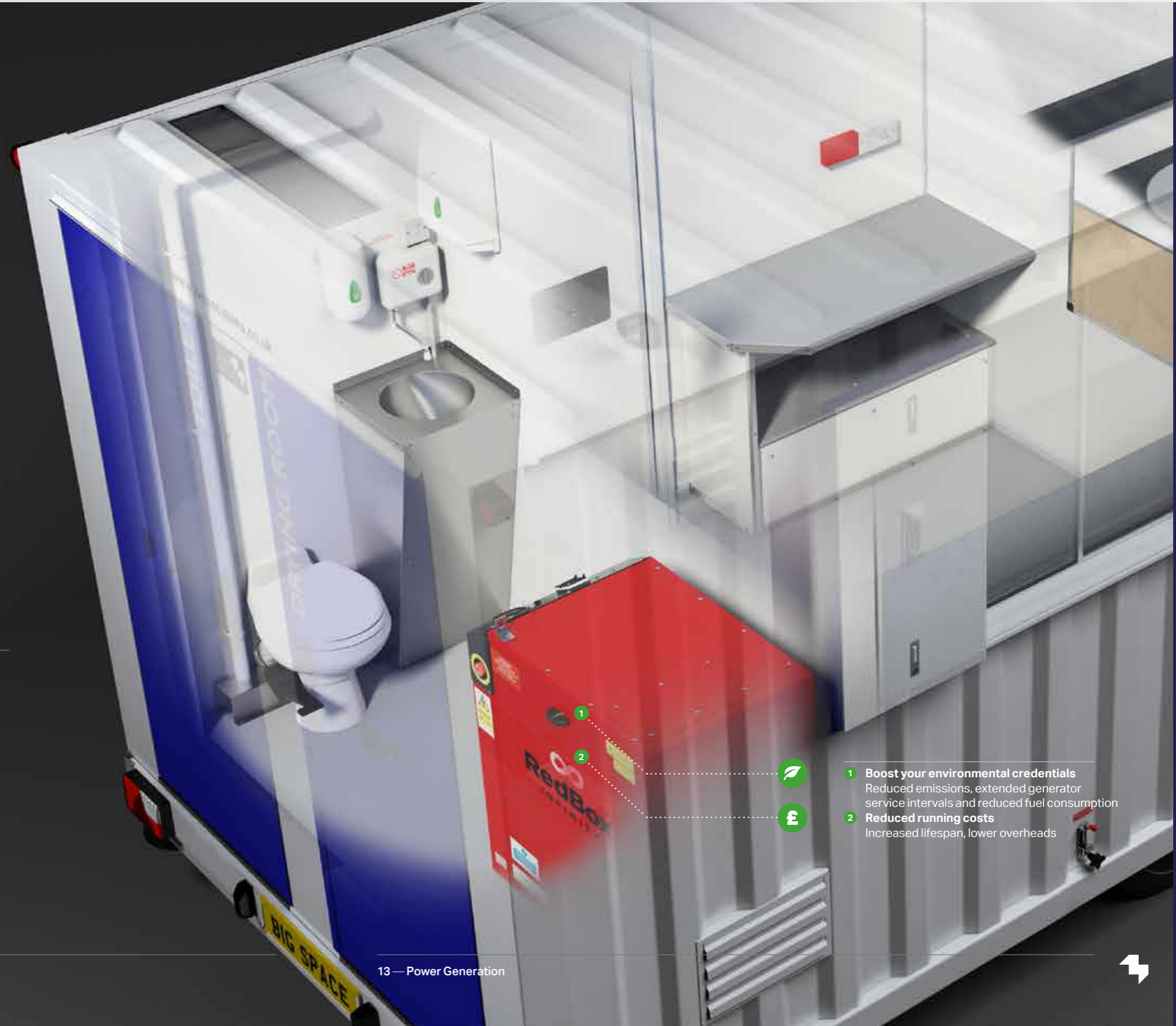
With the RedBox range of generators, inconvenience to your customers or site operatives, unit downtime and service costs are massively reduced. Even the entry level RedBox generator comes with 1000 hour service intervals as standard which are four times longer than an average generator.

However if efficiency and cost reduction are important to your business then the patented RedBox Infinity generator with 2000 hour service intervals is the generator for you. With service intervals eight times longer than that of a standard generator the RedBox Infinity can save you thousands of pounds over the life of the unit.






RedBox Infinity — Key Benefits:

- 2000 Hour service intervals
- Reduced service costs
- Flexibility to schedule generator services when off hired or in depot
- Minimise downtime to customers or site operatives
- Reduced risk of invalidating manufacturers warranty








- 1 Boost your environmental credentials**
Reduced emissions, extended generator service intervals and reduced fuel consumption
- 2 Reduced running costs**
Increased lifespan, lower overheads



-  Innovation
-  Configuration
-  Evolution

Boss Shadow



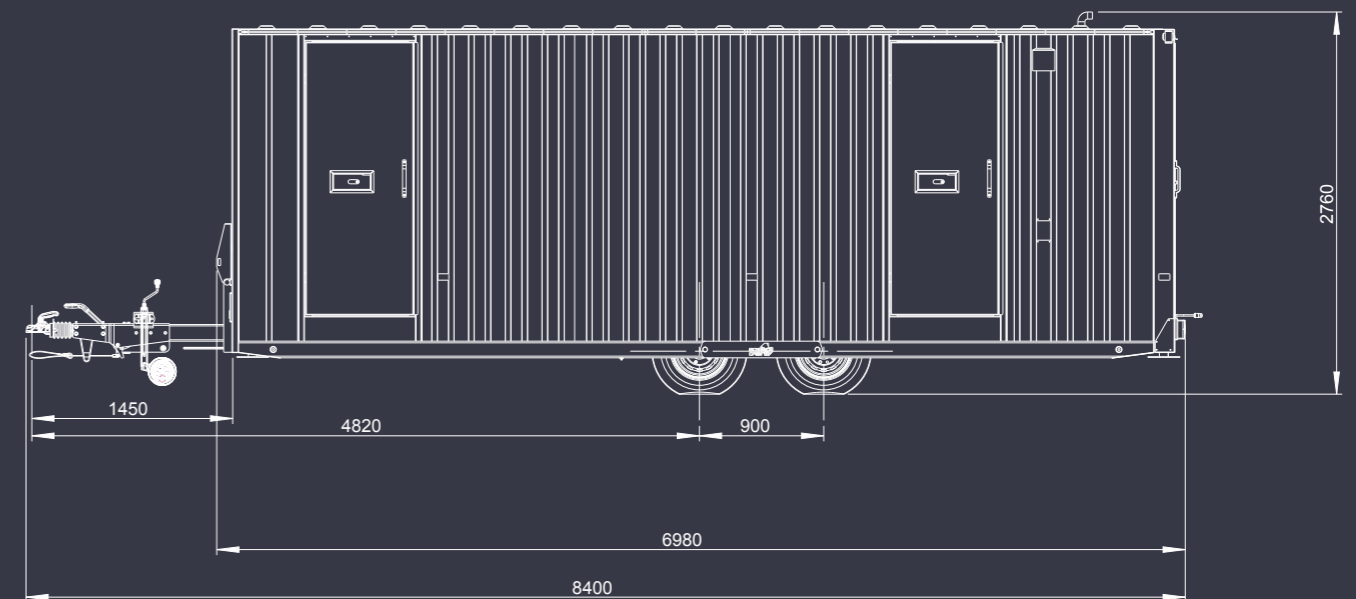
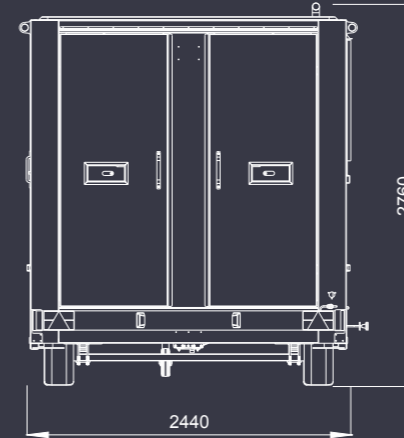
-  GPS Tracking
-  Movement alerts and theft alarm
-  Remote monitoring and shutdown
-  Remote diagnostics and fuel level reading
-  Tailored reporting

Call today: 046 907 3740
Email: hire@irishaccessmats.ie



Technical Data

ATTRIBUTE	MEASUREMENT
→ Net Weight:	3000kg
→ Unit Length:	6.98 metres
→ Unit Width:	2.44 metres
→ Unit Height:	2.37 metres
→ Towing Length:	8.40 metres
→ Towing Height:	2.76 metres



Big Space 24

Massively Mobile

Contact Us

Irish Access Mats
Unit 61 Canterbrook Estate
Trim Road
Navan
Co. Meath

Telephone

+353 (0)46 907 3740
+353 (0)87 680 4109

Email

hire@irishaccessmats.ie

